

# Let's Get Ready for Kindergarten



## Activity Packet

Winegard Elementary School  
Summer 2012

# Kindergarten Readiness Checklist

## **Self Help Skills**

Can use the bathroom independently and complete accompanying hygiene tasks

Able to dress self (puts on coat, fastens snaps, buttons and zippers)

States full name and age

## **Social/Emotional Skills**

Separates from caregivers without excessive upset

Plays/shares with other children

Waits his turn

Attends to an adult-directed task for at least 5 minutes

Recognizes and responds to other people's feelings

Uses "please" and "thank you"

## **Language Skills (Expressive and Receptive)**

Expresses needs and wants verbally

Speaks in complete sentences (5 to 6 words)

Is generally understood by adults

Uses words, not physical action, to express emotions such as anger or disappointment

Understands and follows two-step directions

Understands positional vocabulary (i.e. on top of, below, next to)

## **Fine Motor Skills**

Holds pencil/crayon in a non-fisted grip

Able to control scissors to complete an intentional task

Traces lines and basic shapes

Copies basic figures such as a circle, square and a straight line

## **Gross Motor Skills**

Runs and skips

Jumps with feet together and hops while balancing on one foot.

Climbs stairs with alternating feet

Walks backwards

Bounces a kickball

Attempts a two-handed catch of a kickball

## **Math Skills**

Counts from 1 to 10

Recognizes/points to/identifies basic shapes (square, circle, triangle, rectangle)

Beginning to count with one-to-one correspondence

Can sort items by one or more attributes

Identifies, either verbally or by pointing to, the colors of crayons in the 8-count box (black, blue, brown, green, orange, red, purple, yellow)

## **Literacy/Phonemic Awareness Skills**

Enjoys being read to/listening to stories

Recognizes environmental print (familiar logos, signs and words)

Knows how to handle a book (i.e. holds book right side up, knows where it starts and ends)

Recites the alphabet

Identifies some letters and some of the sounds they make, either by sound to letter or letter to sound


Recognizes own name in print

Able to discern whether or not two words rhyme, may be able to provide a third rhyme for the words

Tries to write own name or other ideas by using symbols or letters

Can draw a picture to express an idea

I can write my name!



Practice

Handwriting practice lines consisting of multiple sets of three horizontal lines: a solid top line, a dashed middle line, and a solid bottom line. These lines are spaced evenly down the page to provide a guide for letter height and placement.

Name: \_\_\_\_\_

# Writing Your Address

Write your address on the lines below.

---

---

---

---


---

---

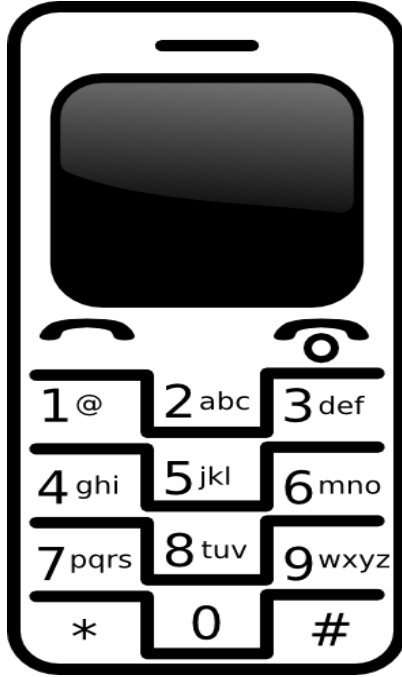
---

---

Draw a picture of where you live.



I know my phone number!



Practice  
dialing your  
phone  
number

Practice writing  
your phone number

\_\_\_\_ - \_\_\_\_ - \_\_\_\_

-----

\_\_\_\_ - \_\_\_\_ - \_\_\_\_

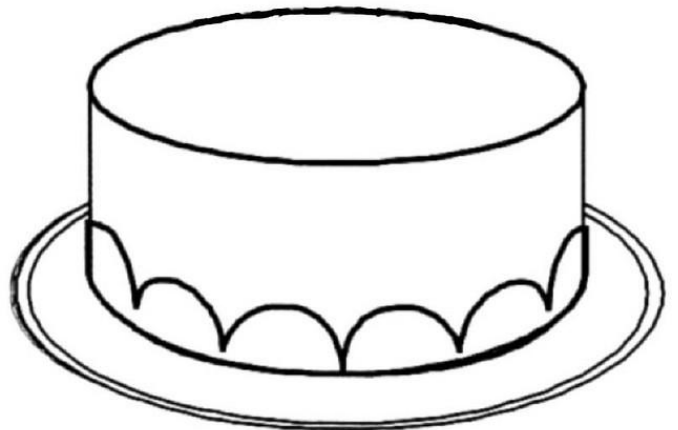
-----

My Birthday is on:

-----

I am \_\_\_\_\_ years old.

How old will you be on  
your next birthday?  
Draw the correct  
number of candles on  
the cake.



---

---

Name: \_\_\_\_\_



Name \_\_\_\_\_

# Practice Sheet

Aa Bb Cc Dd Ee Ff

Gg Hh Ii Jj Kk Ll Mm

Nn Oo Pp Qq Rr Ss Tt

Uu Vv Ww Xx Yy Zz

Aa Bb Cc Dd Ee Ff

Gg Hh Ii Jj Kk Ll Mm

Nn Oo Pp Qq Rr Ss Tt


Uu Vv Ww Xx Yy Zz

# Summer Reading!

## Look for these books at the library:

Don't Let the Pigeon Drive the Bus, by Mo Willems  
Don't Let the Pigeon Stay Up Late, by Mo Willems  
The Pigeon Wants a Hot Dog, by Mo Willems  
The Pigeon Wants a Puppy, by Mo Willems  
Knuffle Bunny, by Mo Willems  
Knuffle Bunny, Too, by Mo Willems  
Go Away Big Green Monster, by Ed Emberly  
What Color is Your Underwear, by Sam Lloyd  
Corduroy, by Don Freeman  
Goldilocks and the Three Bears, retold by Jan Brett  
The Very Clumsy Click Beetle, by Eric Carle  
Saturday Night at the Dinosaur Stomp, by Carol Diggory Shields  
Jack and the Beanstalk, retold by Steven Kellogg  
The Three Little Pigs, retold by Margot Zemach  
King Bidgood's in the Bathtub, by Audrey Wood  
Does a Kangaroo Have a Mother, Too?, by Eric Carle  
Hedgie's Surprise, by Jan Brett  
Mrs. Wishy Washy's Farm, by Joy Cowley  
The Hat, by Jan Brett  
The Tale of Peter Rabbit, by Beatrix Potter  
Owl Babies, by Martin Waddell  
A House for Hermit Crab, by Eric Carle  
Mister Seahorse, by Eric Carle  
Big Al, by Andrew Clements  
The Rainbow Fish, by Marcus Pfister  
The Great Gracie Chase, by Cynthia Rylant  
Unlovable, by Dan Yaccarino  
It's the Bear, Jez Alborough  
An Extraordinary Egg, by Leo Lionni  
The Umbrella, by Jan Brett  
Who is the Beast?, by Keith Baker  
Anansi and the Talking Melon by Eric Kimmel  
Anansi and the Moss Covered Rock, by Eric Kimmel  
Duck in the Truck, by Jez Alborough  
Captain Duck, by Jez Alborough  
Cuddly Duddly, by Jez Alborough  
There's an Alligator Under My Bed, by Mercer Mayer  
Caps for Sale, by Esphyr Slobodkina  
David Gets in Trouble, by David Shannon  
Alphabet Adventure, by Audrey Wood  
Bill and Pete, by Tomie de Paola  
Bill and Pete Go Down the Nile, by Tomie de Paola





# Summer Book Bingo


After reading these books to your child, have your child color the square or place a sticker over the square. Keep going until you fill the chart!

<b>READ BOOKS BY MO WILLEMS.</b>	<i>Relax &amp; read a book outside.</i>	check out a book from the public library.	<i>Read a fairy tale.</i>	Read a children's magazine.
Read a non- fiction book.	Read a book by Jan Brett and pick an activity from janbrett.com.	Read or recite nursery rhymes.	Tell a family member all about a book you like. Who are the characters? What do they do? What do they say?	<i>Go to storylineonline.net to have a book read to you.</i>
<i>Read books by Laura Numeroff.</i>	<i>Read a poem from a poetry book for children.</i>	Make your own book and read it to a family member or friend.	<b>READ A BOOK ABOUT ANIMALS.</b>	Read books by Eric Carle.
<b>READ A BOOK ABOUT THE BEACH OR OCEAN</b>	<b>READ A BOOK TO LEARN ABOUT A TOPIC THAT INTERESTS YOU.</b>	Listen to an audio book.	Draw or paint a picture about a book you have read.	<b>Read a counting book.</b>

# Websites for Fun & Learning!



<http://www.starfall.com/>



<http://www.scholastic.com/clifford/>



<http://www.seussville.com/>



[http://www.fisher-price.com/en\\_US/GamesAndActivities/onlinegames/index.html](http://www.fisher-price.com/en_US/GamesAndActivities/onlinegames/index.html)



<http://www.funbrain.com/>



<http://pbskids.org/games/index.html>



<http://pbskids.org/sesame/>



<http://www.meddybemps.com/>


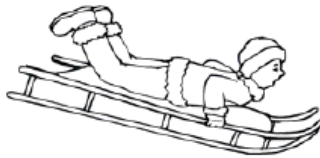
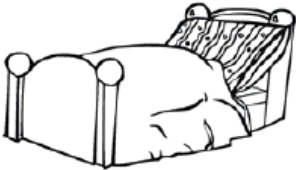
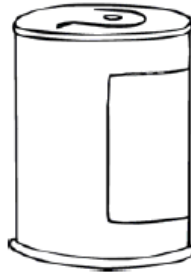


<http://funschool.kaboose.com/preschool/games/index.html>



<http://www.kindersite.org/Directory/DirectoryFrame.htm>

Color, cut out the cards, and play a rhyming match game!



Aa



Bb



Cc



Dd



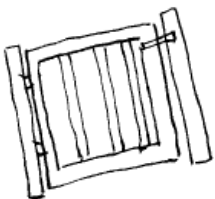
Ee



Ff



Gg



Hh




Ii



Jj



Kk



Ll



Mm



Nn



Oo



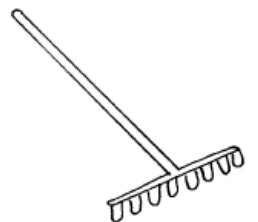
Pp




Qq




Rr



Ss



Tt



Uu



Vv



Ww



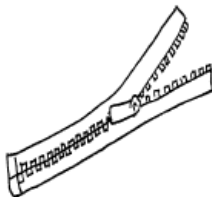
Xx



Yy




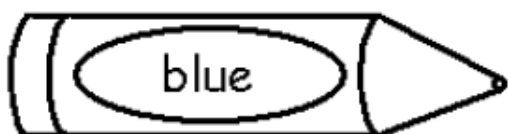
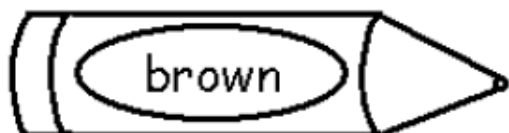
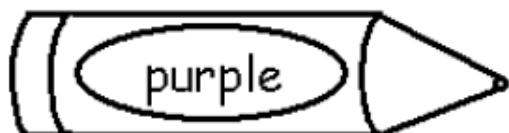


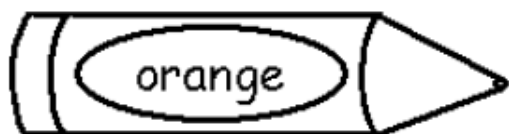


Zz



## Alphabet Cards









Color the pictures & practice the sound for each letter. Can you put the letters in the correct order?

Name: \_\_\_\_\_




Color the crayons to match their labels.

# Words to Know for Kindergarten







# Words to Know for Kindergarten




here




for




have




said




the




play



she



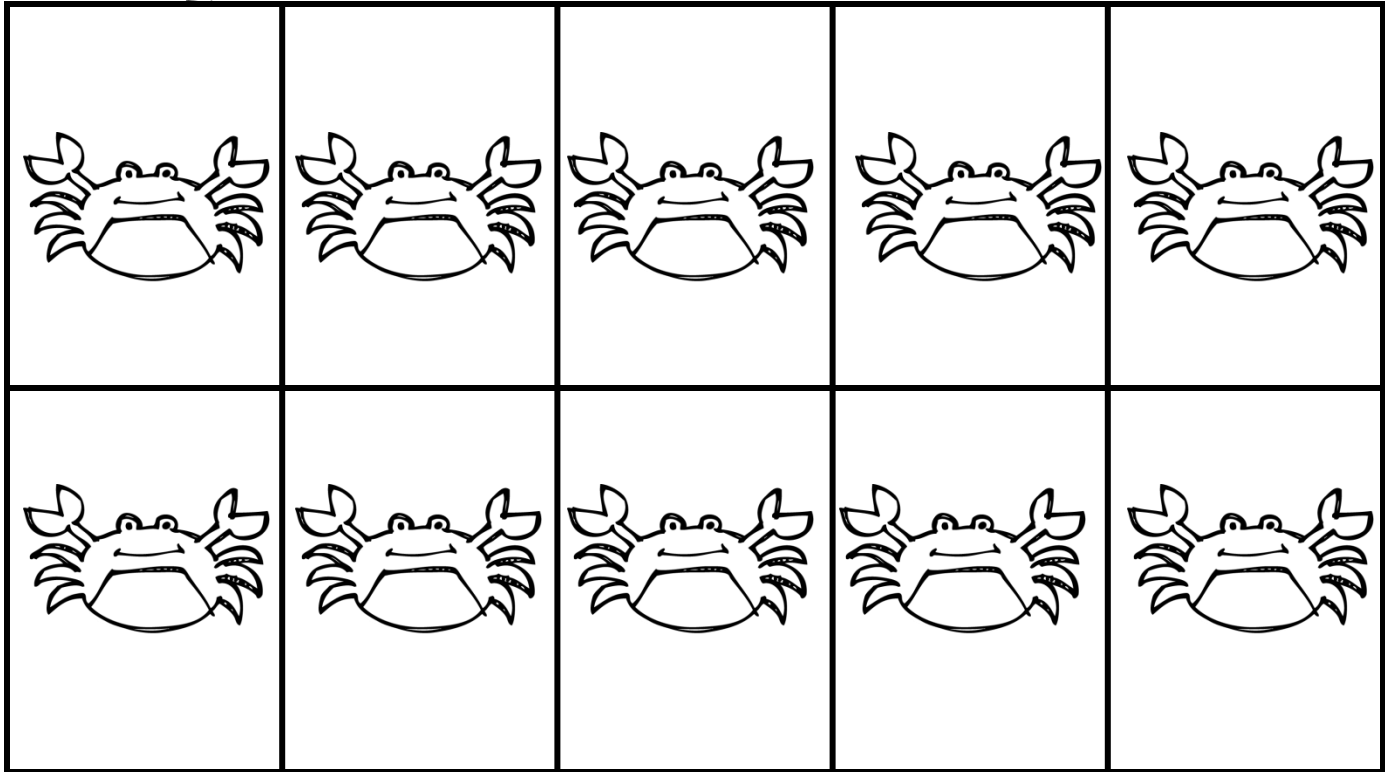
are



he



# Crabs on the Beach



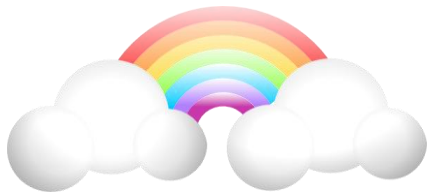
## Ten-Frame Grid Game

### You Need:

- Dice
- Beans, cereal, pennies, or other objects for counters

Directions: Color the crabs. Roll the die & put that number of objects on the grid. Clear the grid & roll a new number.


•Ask your child to describe their number to you. (*My number is 6. It's 1 more than 5. It's 4 away from 10.*)



1




2



3



4



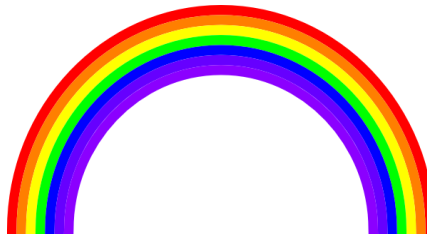
5



6



7



8



9



10



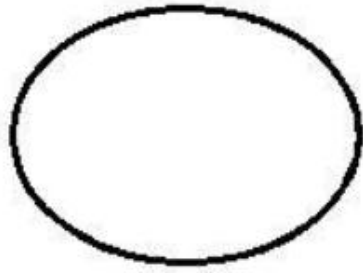
11




12

Cut out the numbers and name them. Practice putting them in order.

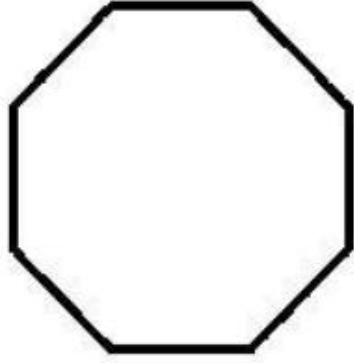
# I know these shapes.



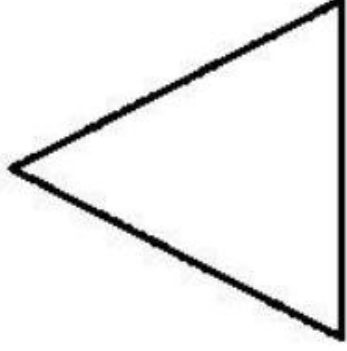
oval



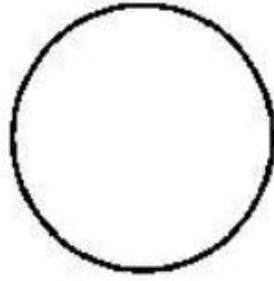
square




octagon



triangle



circle



rhombus



rectangle



trapezoid