





Build and Write CVC words

short vowel 'e'

name _____ www.englishforall.in

-ed words

See the picture. Cut the line and build the word. Write the word in the boxes.





Picture	Build	Write
	<input type="text"/>	<input type="text"/>
	<input type="text"/>	<input type="text"/>
	<input type="text"/>	<input type="text"/>
	<input type="text"/>	<input type="text"/>

f e d b e d w e
d r e d m e d

name _____ www.englishforall.in

-eg words

See the picture. Cut the line and build the word. Write the word in the boxes.





Picture	Build	Write
	<input type="text"/>	<input type="text"/>
	<input type="text"/>	<input type="text"/>
	<input type="text"/>	<input type="text"/>
	<input type="text"/>	<input type="text"/>

k e e g e g g p e
g b e g l e g

name _____ www.englishforall.in

-en words

See the picture. Cut the line and build the word. Write the word in the boxes.





Picture	Build	Write
	<input type="text"/>	<input type="text"/>
	<input type="text"/>	<input type="text"/>
	<input type="text"/>	<input type="text"/>
	<input type="text"/>	<input type="text"/>

d e n n e m h e
n p e n t e n

name _____ www.englishforall.in

-et words

See the picture. Cut the line and build the word. Write the word in the boxes.

Picture	Build	Write
	<input type="text"/>	<input type="text"/>
	<input type="text"/>	<input type="text"/>
	<input type="text"/>	<input type="text"/>
	<input type="text"/>	<input type="text"/>

w e t p e t j e
t m e t n e t

Build and Write CVC words short vowel 'e'

www.englishsafari.in

Terms of Use: This printable pack was created for subscribers only. Please do use at home with your child/ students or with multiple children in a classroom/tutoring setting. Please do not sell or in any way profit from this electronic file. Please do not print this file and then sell printed copy to others. Please do not sell, host, reproduce, giveaway or store on any other site (including a blog, Facebook, Instagram, Dropbox, Pinterest and forums etc.) Thank you!

Please visit my blog for more fun
Phonics and Grammar related
worksheets.





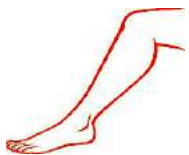
Payal

www.EnglishSafari.in

Name _____

- Egg Words

See the picture. Cut the tiles and build the word. Write the word in the blocks.

Picture	Build	Write
	<input type="text"/> <input type="text"/> <input type="text"/>	<input type="text"/> <input type="text"/> <input type="text"/>
	<input type="text"/> <input type="text"/> <input type="text"/>	<input type="text"/> <input type="text"/> <input type="text"/>
	<input type="text"/> <input type="text"/> <input type="text"/>	<input type="text"/> <input type="text"/> <input type="text"/>
	<input type="text"/> <input type="text"/> <input type="text"/>	<input type="text"/> <input type="text"/> <input type="text"/>
	<input type="text"/> <input type="text"/> <input type="text"/>	<input type="text"/> <input type="text"/> <input type="text"/>








k	e	g	e	g	g	p	e
g	b	e	g	l	e	g	

Name _____

-ed words

See the picture. Cut the tiles and build the word. Write the word in the blocks.

Picture	Build	Write
	<input type="text"/> <input type="text"/> <input type="text"/>	<input type="text"/>
	<input type="text"/> <input type="text"/> <input type="text"/>	<input type="text"/>
	<input type="text"/> <input type="text"/> <input type="text"/>	<input type="text"/>
	<input type="text"/> <input type="text"/> <input type="text"/>	<input type="text"/>
	<input type="text"/> <input type="text"/> <input type="text"/>	<input type="text"/>








f	e	d	b	e	d	w	e
d	r	e	d	m	e	d	

Name _____

- et words

See the picture. Cut the tiles and build the word. Write the word in the blocks.






Picture	Build	Write
	<input type="text"/> <input type="text"/> <input type="text"/>	<input type="text"/> <input type="text"/> <input type="text"/>
	<input type="text"/> <input type="text"/> <input type="text"/>	<input type="text"/> <input type="text"/> <input type="text"/>
	<input type="text"/> <input type="text"/> <input type="text"/>	<input type="text"/> <input type="text"/> <input type="text"/>
	<input type="text"/> <input type="text"/> <input type="text"/>	<input type="text"/> <input type="text"/> <input type="text"/>
	<input type="text"/> <input type="text"/> <input type="text"/>	<input type="text"/> <input type="text"/> <input type="text"/>



w	e	t	p	e	t	j	e
t	m	e	t	n	e	t	

- EN WORDS

See the picture. Cut the tiles and build the word. Write the word in the blocks.

Picture	Build	Write
	<div style="display: flex; justify-content: space-around; height: 100px;"> <div style="border: 1px solid black; width: 80px; height: 80px;"></div> <div style="border: 1px solid black; width: 80px; height: 80px;"></div> <div style="border: 1px solid black; width: 80px; height: 80px;"></div> </div>	<div style="display: flex; justify-content: space-around; height: 100px;"> <div style="border: 1px solid black; width: 80px; height: 80px;"></div> <div style="border: 1px solid black; width: 80px; height: 80px;"></div> <div style="border: 1px solid black; width: 80px; height: 80px;"></div> </div>
	<div style="display: flex; justify-content: space-around; height: 100px;"> <div style="border: 1px solid black; width: 80px; height: 80px;"></div> <div style="border: 1px solid black; width: 80px; height: 80px;"></div> <div style="border: 1px solid black; width: 80px; height: 80px;"></div> </div>	<div style="display: flex; justify-content: space-around; height: 100px;"> <div style="border: 1px solid black; width: 80px; height: 80px;"></div> <div style="border: 1px solid black; width: 80px; height: 80px;"></div> <div style="border: 1px solid black; width: 80px; height: 80px;"></div> </div>
	<div style="display: flex; justify-content: space-around; height: 100px;"> <div style="border: 1px solid black; width: 80px; height: 80px;"></div> <div style="border: 1px solid black; width: 80px; height: 80px;"></div> <div style="border: 1px solid black; width: 80px; height: 80px;"></div> </div>	<div style="display: flex; justify-content: space-around; height: 100px;"> <div style="border: 1px solid black; width: 80px; height: 80px;"></div> <div style="border: 1px solid black; width: 80px; height: 80px;"></div> <div style="border: 1px solid black; width: 80px; height: 80px;"></div> </div>
	<div style="display: flex; justify-content: space-around; height: 100px;"> <div style="border: 1px solid black; width: 80px; height: 80px;"></div> <div style="border: 1px solid black; width: 80px; height: 80px;"></div> <div style="border: 1px solid black; width: 80px; height: 80px;"></div> </div>	<div style="display: flex; justify-content: space-around; height: 100px;"> <div style="border: 1px solid black; width: 80px; height: 80px;"></div> <div style="border: 1px solid black; width: 80px; height: 80px;"></div> <div style="border: 1px solid black; width: 80px; height: 80px;"></div> </div>
	<div style="display: flex; justify-content: space-around; height: 100px;"> <div style="border: 1px solid black; width: 80px; height: 80px;"></div> <div style="border: 1px solid black; width: 80px; height: 80px;"></div> <div style="border: 1px solid black; width: 80px; height: 80px;"></div> </div>	<div style="display: flex; justify-content: space-around; height: 100px;"> <div style="border: 1px solid black; width: 80px; height: 80px;"></div> <div style="border: 1px solid black; width: 80px; height: 80px;"></div> <div style="border: 1px solid black; width: 80px; height: 80px;"></div> </div>



d	e	n	n	e	m	h	e
n	p	e	n	t	e	n	