

# Welcome to Kindergarten

Thank you for being here!



# The Team

Ms. Maltz (101)



Ms. Yao (Student Intern, 101)



Ms. Ip (102)



Ms. Fullett (Resource Teacher)



# Class Schedules

8:45 - 9:05: Morning Meeting

9:05 -10:05: Literacy

Whole Group

Small Group

10:05 - 10:15 Movement Break

10:15 -10:45: Specials

10:45 - 11:30 Math

Whole Group

Small Group

11:30 - 12:00 Lunch

12:00 - 12:40 Theme

12:40 - 1:00 Academic Enrichment

1:00 - 3:45 Asynchronous Learning Time

(Student/Parent Conferencing Available from 1:45 - 2:45)

# Suggested Supplies List

## Kindergarten: Recommended Supply List for Remote Learning

- Crayons
- Markers
- Colored Pencils
- Pencils
- Pencil Sharpener
- Scissors
- Glue Sticks
- Erasers
- Dry Erase Markers
- Paper

# Suggested Supplies List

## Optional Things to Keep in Home Learning Space (for hands on activities)




- Playdough
- Watercolor paint
- Construction Paper
- Legos
- Beads
- Letter Tiles/Magnetic Letters
- Wikki Stix/Pipe Cleaners
- Headphones

# Learning Spaces

## Things to Consider When Setting Up a Home Learning Space

- If possible, make a designated space for remote learning
- Make sure that space is comfortable, away from distracting noises, organized/clutter free, and well lit
- Make it fun by hanging up completed work/projects and drawings
- Create a space for supplies that students can access independently
- Consider alternative seating options (wobble stools, pillows on the floor, lap tray, exercise ball) if your child likes to move around
- Hang up their daily schedule and even sight words, the alphabet, and a growing number line

# Learning Spaces




# Class Meeting Expectations

Be on time



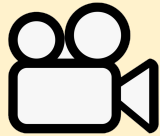
Mute your microphone



Sit in a quiet place



Turn your Video on



Listen and PARTICIPATE



Raise your hand and wait your turn



Yes



No



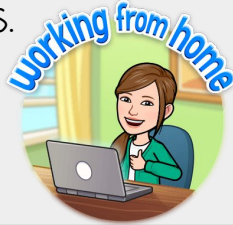


## BE PREPARED

Be on time.

Find a quiet place without distractions.

Have your things ready.



## PRESENTATION

Keep your camera on and still.

Check your surroundings.

Dress appropriately.



## SPEAKING

Stay on mute.

Raise your hand to speak/ask a ?

Stay on topic when speaking.



## PARTICIPATION

Be focused.

Pay attention.

Be an active participant.



## BE RESPECTFUL

Be respectful with your words, actions, and content (work you share with the class).



# BE KIND

## USE SIGNALS

Thumbs up = OK

Thumbs down = No



Raised hand = Question



# Attendance






- Attendance will be taken
- School hours are 8:45 - 3:45
  - Synchronous Learning 8:45 - 1:00
  - Asynchronous Learning 1:00 - 3:45
- Students will be logging on and off Google Classroom and Google Meets
  - They will need assistance
  - Students are to be actively participating during our live sessions

# Tech

- Things you can do to help your child be more independent in using Google Classroom
  - How to log on and off
  - How to mute and unmute
  - How to turn on and off your camera
  - How to find and use library and movement rooms
- Use Google Chrome  
  - Extensions to add: grid view fix and nod



# Tech

	Ms.Maltz (101)	Ms. Ip (102)
Google Classroom 	Link: <a href="https://classroom.google.com">https://classroom.google.com</a> Log in using your CPS student account. Possible code: ozgtnyp	Link: <a href="https://classroom.google.com">https://classroom.google.com</a> Log in using your CPS student account. Possible code: viuiftd
Remind 	Link: <a href="https://www.remind.com">https://www.remind.com</a> Code: msmaltzk	Link: <a href="https://www.remind.com">https://www.remind.com</a> Code: kbe62b
Virtual Library 	Find link on Google Classroom.	Find link on Google Classroom.
Epic! 	Link: <a href="https://www.getepic.com/">https://www.getepic.com/</a> Code: un12608	Link: <a href="https://www.getepic.com/">https://www.getepic.com/</a> Code: eyt0673
IXL 	Information to follow...	Information to follow...

# Grades

Grades are developmental

- 4 = above
- 3 = proficient
- 2 = below
- 1 = far below

Kindergarten students receive grades in reading (text reading, writing, foundational skills, listening/speaking) and math

# Methods of Communication

## 101

Ms. Maltz's Email: [rmaltz@cps.edu](mailto:rmaltz@cps.edu)

Ms. Maltz's Website: [rmaltz.weebly.com](http://rmaltz.weebly.com)

## 102

Ms. Ip's Email: [wip@cps.edu](mailto:wip@cps.edu)

Ms. Ip's Website: [rayschool102.weebly.com](http://rayschool102.weebly.com)

Remind (Messenger App): Please join using a parent account.



# Office Hours

Daily from 1:45-2:45

Teachers will be available in Google Meets for parents/students to pop in and conference.

Scheduled conferences during this time are also available.

# Device Distribution

For Kindergarten

Wednesday, September 2nd from 3-4pm

Sign up by typing "Student Name, Room #" in the Chat box.



Look for materials distribution day coming in late September...

Materials to come: Writing Journals, personal whiteboards, math manipulatives, etc.

